

AC/DC CLAMP METER CM4371, CM4373

Field measuring instruments



CM4371 : 600 A AC/DC
CM4373 : 2000 A AC/DC

Speedy Performance of Professional Testing
Made in Japan for rock-solid quality.

Rugged clamp meters for the toughest situations

INCREASED JAW STRENGTH

WIDE OPERATING TEMPERATURE RANGE

DUSTPROOF AND WATERPROOF DESIGN

HIGH-VOLTAGE MEASUREMENT

CAT IV 600 V



CAT IV 600V
CAT III 1000V

The CM4370 Series surpassed the requirements of numerous durability tests to deliver safety, confidence and peace of mind.

Rugged clamp meters for the toughest situations

TOUGH

Damage-resistant jaws

Guaranteed for 30,000 open-close cycles

A revised design features stronger jaws (the current sensor portion of the instrument) and a dramatic boost in the duration of the warranty from 10,000 to 30,000 open-close cycles to ensure the instrument will provide even more years of reliable use.



Clamp open/ close test

In this test, the jaws are opened and closed a specified number of times at the rate of one cycle per second. In addition, the test is continued until the jaws break to provide a better understanding of their strength. Tests like this help us improve the instrument's durability.



TOUGH

-25°C to + 65°C

Expanded operating temperature range

Thanks to an operating temperature range that has been expanded from the previous design (which could be used from 0°C to 40°C), the CM4371 and CM4373 can be used in freezing temperatures or on the hottest summer days.



Temperature test

In this test, we verified that the clamp meter can operate for an extended period of time while taking normal measurement in the specified temperature range.



RUGGED

Dustproof and waterproof performance

Enhanced environmental resistance

International Protection Code: IP54*

*Jaws (current sensor portion): IP50
Measurement functionality is maintained despite exposure to sand or dust as well as water droplets.

Caution: The CM4370 Series' waterproof enclosure is designed to enable the instrument to maintain its measurement functionality even when wet. Getting the instrument wet or measuring energized parts with wet hands increases risk of electric shock.



Dustproof and waterproof tests

In the dustproof test, the clamp meter's enclosure is placed under reduced pressure and exposed to dust, and in the waterproof test, the instrument is sprayed with water from multiple directions in order to investigate how readily dust and water can get in.

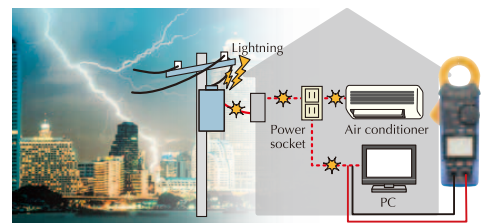


SAFE

CAT IV 600 V

Expanded range of measurement targets

The CM4371 and CM4373 can safely measure service wires with a wire-to-ground voltage of up to 600 V as well as wires found in distribution panels. The clamp meter series features a safe design that can withstand a transient overvoltage of 8 kV in case of a lightning strike.



HIGH VOLTAGE

DC 1700 V

Measure high DC voltages

The CM4371 and CM4373 can measure DC voltages of up to 1700 V, making them ideal for no-load voltage inspections of rapidly evolving solar power systems.



Safety test

Temperature of the various parts of the clamp meter was measured while 1700 V DC was applied in order to ensure that there is no risk of burns or other injury.



Get Jobs Done Faster

Giving shape to ease of use and intuitive operation

CM4371
600 A AC/DC

CM4373
2000 A AC/DC

$\phi 33\text{mm}$

$\phi 55\text{mm}$

215 mm

250 mm

35 mm*

65 mm

65 mm

*Measurement applies to both CM4371 and CM4373.

Rotary switch that can be used with a single hand

Turn the rotary switch while holding the instrument in the same hand. Grooves on the switch make it easy to rotate even while wearing work gloves.

White backlight

A white backlight makes the measured values stand out, even in dim locations.

Wide viewing angle display

High quality screen lets you read measurements from any angle.

Extensive range of measurable parameters

---A DC current	$\sim\text{A}$ AC current	$\approx\text{A}$ AC-DC current	---V DC voltage
$\sim\text{V}$ AC voltage	$\approx\text{V}$ AC-DC voltage	Hz Frequency	 Continuity
Ω Resistance	 Diode	--- Capacitance	$\text{---}^\circ\text{C}$ Temperature
 Voltage Detector	---VA DC power		



More Than Just Tough Packed with useful features

■ Testing current has never been more convenient

Inrush (Rush current)

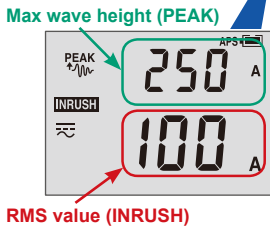
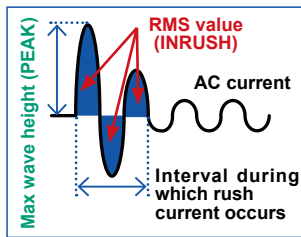
The CM4371 and CM4373 can simultaneously measure inrush current in RMS as well as maximum crest values at motor startup and for welding currents.

The clamp meters automatically detect the duration of the inrush current (which can range from several dozen milliseconds to several hundred milliseconds) and measure the current during that interval, enabling them to yield more accurate measurements than standard clamp-on meters whose measurement interval is fixed to 100 ms.

*Sampling frequency: 7.2 kHz



When a motor starts up

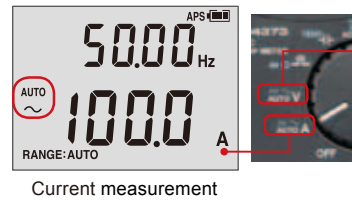


RMS value (INRUSH)

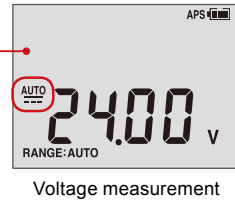
Automatic AC/DC detection

Simply rotate the rotary switch to the CURRENT MEASUREMENT or VOLTAGE MEASUREMENT function to take measurements after automatically detecting whether the signal is AC or DC.

Since this functionality eliminates the need to operate the rotary switch in locations where AC and DC wires are intermingled, it helps boost work efficiency.



Current measurement



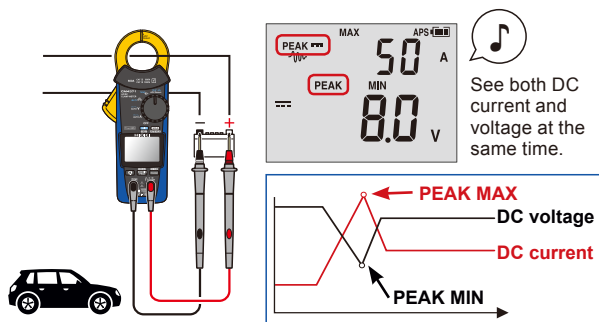
Voltage measurement

See DC current and voltage at the same time

During DC measurement, current and voltage values can be displayed simultaneously on the screen.

In addition, the CM4370 Series can simultaneously display DC current and voltage peak values by measuring the peak maximum and peak minimum for both current and voltage.

*Sampling frequency: 7.2 kHz




See both DC current and voltage at the same time.

In this way, the clamp meter can provide voltage and current values when a self-starting motor is operated.

AUTO HOLD

The clamp meters beep when the measured value stabilizes and then automatically hold the display value.

This is useful when using the instrument in locations where it is difficult to see the display or press the hold button.



In locations where the display is out of view



You can obtain a stable reading

Ensuring peace of mind


Designed and manufactured in Japan

All development, design, and manufacturing processes for almost all Hioki clamp meters are carried out at our Head Office in Nagano Prefecture. Some of the industry's most advanced technological capabilities enable us to deliver products of the highest possible quality.



From a one-year to a three-year warranty

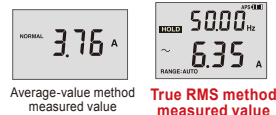
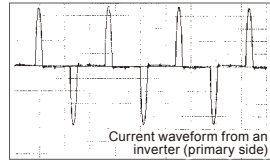
Hioki has extended the original one-year product warranty to three years so that operators can use the instrument for a longer period of time with peace of mind. After the first year of use, the instrument delivers measurement accuracy within 1.5 times the one-year accuracy. (3-year accuracy is for reference only.)



Useful functions and exceptional performance

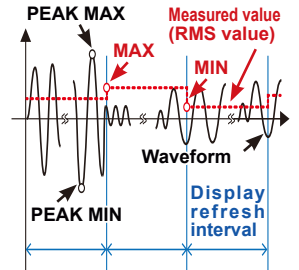
1 Obtain accurate readings with true RMS measurement

Since the CM4370 Series calculates measured values using the RMS method, it can accurately measure distorted current waveforms from equipment such as inverters.



2 Identify fluctuating current values

The CM4370 Series displays maximum, minimum, and average measured values as well as maximum and minimum peak values.




*Sampling frequency: 10 kHz

3 Determine whether a target is live

AC Voltage detection function

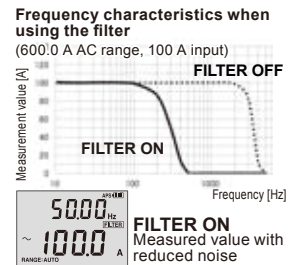
Check for safety before performing electrical work. The clamp meter instantly detects whether the wire is energized and warns the user by sounding a beep and turning the backlight red.



4 Display stable measured values

Low-pass filter function

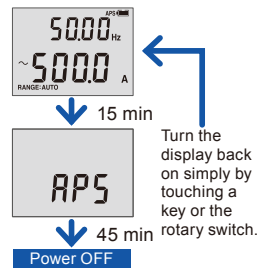
The CM4370 Series cuts high-frequency components to stabilize values for measurement, enabling it to be used to measure switching power supplies and the secondary side of inverters.



5 Avoid wasting batteries


Auto Power Save

To help conserve battery power, the CM4370 Series enter into a sleep state after 15 minutes of no operation and turns off completely after 45 minutes.



6 Avoid missing DC wiring mistakes

When DC V or DC A is a negative value, the clamp meter alerts you with a beeping tone as well as a warning backlight. Thresholds: -10 V, -10 A



7 Remain alert to hazards

Double warnings with sound and light

When the clamp meter detects excessively high input or a short-circuit during a continuity check, it alerts you with a red backlight and beeping tone in order to help prevent accidents.




8 Choose from an extensive selection of probe tips

With the CM4371 and CM4373, you can choose the type of probe that best suits your measurement location, letting you measure in areas that can't be reached with conventional probes and busbars that you wish to clamp between probes.



9 Enjoy fast operation thanks to a proprietary dedicated IC

The CM4371 and CM4373 feature a dedicated IC that delivers the world's fastest speed for a chip of its kind* by bringing together a number of Hioki's high-speed measurement technologies. *Based on market research conducted by Hioki in April 2015.



10 Transport in a specially designed carrying case

The CM4370 Series comes with a carrying case for easy portability.



Specifications

CM4371 Measurement specifications

Measurement accuracy pertains to 1-year accuracy specifications
Figures in parentheses for ranges indicate the guaranteed accuracy range.

AC Current			
Range	Resolution	Accuracy guarantee frequency range	Measurement accuracy
20.00 A (1.00 A to 20.00 A)	0.01 A	10 Hz ≤ f < 45 Hz	±1.8% rdg. ±0.10 A
		45 Hz ≤ f ≤ 66 Hz	±1.3% rdg. ±0.08 A
		66 Hz < f ≤ 1 kHz	±2.0% rdg. ±0.10 A
600.0 A (1.0 A to 600.0 A)	0.1 A	10 Hz ≤ f < 45 Hz	±1.8% rdg. ±0.5 A
		45 Hz ≤ f ≤ 66 Hz	±1.3% rdg. ±0.3 A
		66 Hz < f ≤ 1 kHz	±2.0% rdg. ±0.5 A

DC Current		
Range	Resolution	Measurement accuracy
20.00 A (±1.00 A to ±20.00 A)	0.01 A	±1.3% rdg. ±0.08 A
600.0 A (±1.0 A to ±600.0 A)	0.1 A	±1.3% rdg. ±0.3 A

DC+AC Current			
Range	Resolution	Accuracy guarantee frequency range	Measurement accuracy
20.00 A (1.00 A to 20.00 A)	0.01 A	10 Hz ≤ f < 45 Hz	±1.8% rdg. ±0.10 A
		DC, 45 Hz ≤ f ≤ 66 Hz	±1.3% rdg. ±0.13 A
		66 Hz < f ≤ 1 kHz	±2.0% rdg. ±0.10 A
600.0 A (1.0 A to 600.0 A)	0.1 A	10 Hz ≤ f < 45 Hz	±1.8% rdg. ±0.7 A
		DC, 45 Hz ≤ f ≤ 66 Hz	±1.3% rdg. ±1.3 A
		66 Hz < f ≤ 1 kHz	±2.0% rdg. ±0.7 A

DC Power		
Display range switching	Resolution	Measurement accuracy
0.000 VA to 1020 kVA	0.001 VA	±2.0% rdg. ±20 dgt.

CM4373 Measurement specifications

Measurement accuracy pertains to 1-year accuracy specifications
Figures in parentheses for ranges indicate the guaranteed accuracy range.

AC Current			
Range	Resolution	Accuracy guarantee frequency range	Measurement accuracy
600.0 A (1.0 A to 600.0 A)*	0.1 A	10 Hz ≤ f < 45 Hz	±1.8% rdg. ±0.5 A
		45 Hz ≤ f ≤ 66 Hz	±1.3% rdg. ±0.3 A
		66 Hz < f ≤ 1 kHz	±2.0% rdg. ±0.5 A
2000 A (10 A to 1800 A)	1 A	10 Hz ≤ f < 45 Hz	±1.8% rdg. ±5 A
		45 Hz ≤ f ≤ 66 Hz	±1.3% rdg. ±3 A
		66 Hz < f ≤ 1 kHz	±2.0% rdg. ±5 A
2000 A (1801 A to 2000 A)	1 A	10 Hz ≤ f < 45 Hz	±2.8% rdg. ±5 A
		45 Hz ≤ f ≤ 66 Hz	±2.3% rdg. ±3 A
		66 Hz < f ≤ 1 kHz	-

*For currents of 30.0 A or less, add 0.5 A to the measurement accuracy.

DC Current		
Range	Resolution	Measurement accuracy
600.0 A (±1.0 A to ±600.0 A)*	0.1 A	±1.3% rdg. ±0.3 A
2000 A (±10 A to ±2000 A)	1 A	±1.3% rdg. ±3 A

*For currents of 30.0 A or less, add 0.5 A to the measurement accuracy.

DC+AC Current			
Range	Resolution	Accuracy guarantee frequency range	Measurement accuracy
600.0 A (1.0 A to 600.0 A)	0.1 A	10 Hz ≤ f < 45 Hz	±1.8% rdg. ±0.7 A
		DC, 45 Hz ≤ f ≤ 66 Hz	±1.3% rdg. ±1.3 A
		66 Hz < f ≤ 1 kHz	±2.0% rdg. ±0.7 A
2000 A (10 A to 1800 A)	1 A	10 Hz ≤ f < 45 Hz	±1.8% rdg. ±7 A
		DC, 45 Hz ≤ f ≤ 66 Hz	±1.3% rdg. ±13 A
		66 Hz < f ≤ 1 kHz	±2.0% rdg. ±7 A
2000 A (1801 A to 2000 A)	1 A	10 Hz ≤ f < 45 Hz	±2.8% rdg. ±7 A
		DC, 45 Hz ≤ f ≤ 66 Hz	±2.3% rdg. ±13 A
		66 Hz < f ≤ 1 kHz	-

DC Power		
Display range switching	Resolution	Measurement accuracy
0.000 VA to 3400 kVA	0.001 VA	±2.0% rdg. ±20 dgt.

Shared specifications -CM4371, CM4373-

Measurement accuracy pertains to 1-year accuracy specifications
Figures in parentheses for ranges indicate the guaranteed accuracy range.

AC Voltage				
Range	Resolution	Accuracy guarantee frequency range	Measurement accuracy	Input impedance
6.000 V (0.000 V to 0.299 V)	0.001 V	15 Hz ≤ f < 45 Hz	±1.5% rdg. ±0.015 V	3.2 MΩ±5%
		45 Hz ≤ f ≤ 66 Hz	±0.9% rdg. ±0.013 V	
		66 Hz < f ≤ 1 kHz	±1.5% rdg. ±0.015 V	
6.000 V (0.300 V to 6.000 V)	0.001 V	15 Hz ≤ f < 45 Hz	±1.5% rdg. ±0.005 V	3.1 MΩ±5%
		45 Hz ≤ f ≤ 66 Hz	±0.9% rdg. ±0.003 V	
		66 Hz < f ≤ 1 kHz	±1.5% rdg. ±0.005 V	
60.00 V (3.00 V to 60.00 V)	0.01 V	15 Hz ≤ f < 45 Hz	±1.5% rdg. ±0.05 V	3.0 MΩ±5%
		45 Hz ≤ f ≤ 66 Hz	±0.9% rdg. ±0.03 V	
		66 Hz < f ≤ 1 kHz	±1.5% rdg. ±0.05 V	
600.0 V (30.0 V to 600.0 V)	0.1 V	15 Hz ≤ f < 45 Hz	±1.5% rdg. ±0.5 V	3.0 MΩ±5%
		45 Hz ≤ f ≤ 66 Hz	±0.9% rdg. ±0.3 V	
		66 Hz < f ≤ 1 kHz	±1.5% rdg. ±0.5 V	
1000 V (50 V to 1000 V)	1 V	15 Hz ≤ f < 45 Hz	±1.5% rdg. ±5 V	3.0 MΩ±5%
		45 Hz ≤ f ≤ 66 Hz	±0.9% rdg. ±3 V	
		66 Hz < f ≤ 1 kHz	±1.5% rdg. ±5 V	

Frequency range of 15 Hz ≤ f < 20 Hz is designed value.

DC Voltage			
Range	Resolution	Measurement accuracy	Input impedance
600.0 mV (0.0 mV to ±600.0 mV)	0.1 mV	±0.5% rdg. ±0.5 mV	6.7 MΩ±5%
6.000 V (0.000 V to ±6.000 V)	0.001 V	±0.5% rdg. ±0.003 V	
60.00 V (0.00 V to ±60.00 V)	0.01 V	±0.5% rdg. ±0.03 V	6.1 MΩ±5%
600.0 V (0.0 V to ±600.0 V)	0.1 V	±0.5% rdg. ±0.3 V	6.0 MΩ±5%
1500 V (0 V to ±1000 V)	1 V	±0.5% rdg. ±3 V	
1500 V (±1001 V to ±1700 V)		±2.0% rdg. ±5 V	

DC+AC Voltage				
Range	Resolution	Accuracy guarantee frequency range	Measurement accuracy	Input impedance
6.000 V (0.000 V to 0.299 V)	0.001 V	10 Hz ≤ f < 45 Hz	±1.5% rdg. ±0.023 V	DC: 6.7 MΩ±5%
		DC, 45 Hz ≤ f ≤ 66 Hz	±1.0% rdg. ±0.023 V	
		66 Hz < f ≤ 1 kHz	±1.5% rdg. ±0.023 V	
6.000 V (0.300 V to 6.000 V)	0.001 V	10 Hz ≤ f < 45 Hz	±1.5% rdg. ±0.013 V	AC: 3.2 MΩ±5%
		DC, 45 Hz ≤ f ≤ 66 Hz	±1.0% rdg. ±0.013 V	
		66 Hz < f ≤ 1 kHz	±1.5% rdg. ±0.013 V	
60.00 V (3.00 V to 60.00 V)	0.01 V	10 Hz ≤ f < 45 Hz	±1.5% rdg. ±0.13 V	DC: 6.1 MΩ±5%
		DC, 45 Hz ≤ f ≤ 66 Hz	±1.0% rdg. ±0.13 V	
		66 Hz < f ≤ 1 kHz	±1.5% rdg. ±0.13 V	
600.0 V (30.0 V to 600.0 V)	0.1 V	10 Hz ≤ f < 45 Hz	±1.5% rdg. ±0.7 V	DC: 6.0 MΩ±5%
		DC, 45 Hz ≤ f ≤ 66 Hz	±1.0% rdg. ±0.7 V	
		66 Hz < f ≤ 1 kHz	±1.5% rdg. ±0.7 V	
1000 V (50 V to 1000 V)	1 V	10 Hz ≤ f < 45 Hz	±1.5% rdg. ±7 V	AC: 3.0 MΩ±5%
		DC, 45 Hz ≤ f ≤ 66 Hz	±1.0% rdg. ±7 V	
		66 Hz < f ≤ 1 kHz	±1.5% rdg. ±7 V	

Frequency range of 10 Hz ≤ f < 20 Hz is designed value.

Frequency		
Range	Resolution	Measurement accuracy
9.999 Hz (1.000 Hz to 9.999 Hz)	0.001 Hz	±0.1% rdg. ±0.003 Hz
99.99 Hz (1.00 Hz to 99.99 Hz)	0.01 Hz	±0.1% rdg. ±0.01 Hz
999.9 Hz (1.0 Hz to 999.9 Hz)	0.1 Hz	±0.1% rdg. ±0.1 Hz

Continuity check				
Range	Resolution	Measurement current	Measurement accuracy	Open terminal voltage
600.0 Ω (0.0 Ω to 600.0 Ω)	0.1 Ω	200 μA±20%	±0.7% rdg. ±0.5 Ω	2.0 V DC or less

Continuity on threshold: 25 Ω±10 Ω, Continuity off threshold: 245 Ω±10 Ω

Diode				
Range	Resolution	Measurement current	Measurement accuracy	Open terminal voltage
1.800 V (0.000 V to 1.800 V)	0.001 V	200 μA±20%	±0.7% rdg. ±0.005 V	2.0 V DC or less

Beeping buzzer tone at forward connection (0.15 V to 1.8 V)

Resistance				
Range	Resolution	Measurement current	Measurement accuracy	Open terminal voltage
600.0 Ω (0.0 Ω to 600.0 Ω)	0.1 Ω	200 μA±20%	±0.7%rdg.±0.5 Ω	2.0 V DC or less
6.000 kΩ (0.000 kΩ to 6.000 kΩ)	0.001 kΩ	100 μA±20%	±0.7%rdg.±0.005 kΩ	
60.00 kΩ (0.00 kΩ to 60.00 kΩ)	0.01 kΩ	10 μA±20%	±0.7%rdg.±0.05 kΩ	
600.0 kΩ (0.0 kΩ to 600.0 kΩ)	0.1 kΩ	1 μA±20%	±0.7%rdg.±0.5 kΩ	

Electrostatic capacity				
Range	Resolution	Discharge current	Measurement accuracy	Open terminal voltage
1.000 μF (0.000 μF to 1.100 μF)	0.001 μF	10n/ 100n/ 1μA±20%	±1.9%rdg.±0.005 μF	2.0 V DC or less
10.00 μF (0.00 μF to 11.00 μF)	0.01 μF	100n/ 1μ/ 10μA±20%	±1.9%rdg.±0.05 μF	
100.0 μF (0.0 μF to 110.0 μF)	0.1 μF	1μ/ 10μ/ 100μA±20%	±1.9%rdg.±0.5 μF	
1000 μF (0 μF to 1100 μF)	1 μF	10μ/ 100μ/ 200μA±20%	±1.9%rdg.±5 μF	

Temperature			
Thermocouple type	Range	Resolution	Accuracy
K	-40.0 °C to 400.0 °C	0.1 °C	±0.5%rdg.±3.0 °C
	-40.0 °F to 752.0 °F	0.1 °F	±0.5%rdg.±5.4 °F

Accuracy does not include the error of the K thermocouple

AC Voltage detection function		
Range (detection sensitivity)	Detection voltage range	Detection target frequency
Hi	AC 40 V to AC 600 V	50/60 Hz
Lo	AC 80 V to AC 600 V	

General Specifications -CM4371, CM4373-

AC measurement method	True RMS measurement
Guaranteed accuracy period	1 year 2nd and 3rd year accuracy is 1.5 times the 1-year accuracy specifications and should be used for reference only.
Guaranteed accuracy period after adjustment made by Hioki	1 year
Guaranteed accuracy for temperature and humidity	23°C±5°C (73.0°F±9.0°F) 90% rh or less (no condensation)
Product warranty period	3 years (Measurement accuracy is defined in terms of a 1-year accuracy and a 3-year accuracy*.) *2nd and 3rd year accuracy values are for reference only. Number of sensor open/close cycles: 30,000
Crest factor	CM4371: For the 20.00 A range, 7.5 For the 600.0 A range (500.0 A or less), 3 For the 600.0 A range (greater than 500.0 A and less than or equal to 600.0 A), 2.5 CM4373: For the 600.0 A range (500.0 A or less), 3 For the 600.0 A range (greater than 500.0 A and less than or equal to 600.0 A), 2.5 For the 2000 A range (1000 A or less), 2.84 For the 2000 A range (greater than 1000 A and less than or equal to 2000 A), 1.42
Display update rate	Measured value excluding electrostatic capacity, frequency, and temperature: 5 times/s (after the range is fixed) Electrostatic capacity: 0.5 to 5 times/s (The number of times varies depending on the capacitance.) Frequency: 0.3 to 5 times/s (The number of times varies depending on the capacitance.) Temperature: 1 times/s (including thermocouple wiring break check)
Operating environment	Indoors, pollution degree 2, altitude up to 2000 m (6562 ft.)
Operating temperature and humidity	-25°C to 65°C (-13.0°F to 149.0°F) 90% rh or less (no condensation)
Storage temperature and humidity	-30°C to 70°C (-22.0°F to 158.0°F) 90% rh or less (no condensation)
Dustproof and waterproof	Grip: IP54 Jaw (the current sensor portion of the instrument), barrier: IP50
Dielectric strength	Between the jaw (the current sensor portion of the instrument) and chassis Between the terminal and chassis 7.4 kV AC sine wave (50 Hz/60 Hz, 60 seconds)
Maximum terminal-to-terminal rated voltage	1000 V AC (up to 1 kHz) /1700 V DC
Maximum rated voltage to earth	1000 V AC (Measurement category III) 600 V AC (Measurement category IV)
Standards	Safety: EN61010, EMC: EN61326
Power supply	LR03 Alkaline battery x2
Continuous use	Approx. 45 hours (Backlight OFF)
Dimensions, Mass	CM4371: Approx. 65 mm (2.56 in) W x 215 mm (8.46 in) H x 35 mm (1.38 in) D mm, 340 g (12.0 oz) CM4373: Approx. 65 mm (2.56 in) W x 250 mm (9.84 in) H x 35 mm (1.38 in) D mm, 530 g (18.7 oz)
Core jaw diameter	CM4371: 69 mm (2.72 in) W x 14 mm (0.55 in) D, φ33 mm (1.30 in) CM4373: 92 mm (3.62 in) W x 18 mm (0.71 in) D, φ55 mm (2.17 in)
Accessories	TEST LEAD L9207-10, CARRYING CASE C0203, LR03 Alkaline battery x2, Instruction Manual

Coming next spring

Making measurement more intelligent

Clamp-on meter with Bluetooth®

The instruments listed below will be able to send measured values to a smart phone or tablet using Bluetooth® wireless technology, enabling you to display measured values and waveforms in real time.

AC/ DC Clamp Meter CM4372 (600 A AC/ DC)

AC/ DC Clamp Meter CM4374 (2000 A AC/ DC)



Key features of the Bluetooth®-enabled CM4372 and CM4374

Simple logging function

Convenient for observing fluctuations over a short period of time when it's not practical to set up large-scale recording equipment.

Waveform monitor function

Review waveforms at the same time as measured values during current or voltage measurement, allowing the instrument to be used as a simple oscilloscope.

Hold save function

Automatically save measured values while they are being held and at the completion of inrush measurement.

Order code/ Options

■ Order code

AC/ DC Clamp Meter CM4371 (600 A AC/ DC, ϕ 33 mm)

AC/ DC Clamp Meter CM4373 (2000 A AC/ DC, ϕ 55 mm)



CM4371 CM4373

Accessories: TEST LEAD L9207-10, CARRYING CASE C0203, LR03 Alkaline battery \times 2, Instruction Manual

■ TEST LEAD L9207-10 Options

<p>Bundled Accessory</p> <p>TEST LEAD L9207-10</p>	<p>Cable length 90 cm (2.95 ft) with one each red and black caps</p> <p>with cap CAT IV 600 V CAT III 1000 V</p> <p>without cap CAT II 1000 V</p>	<p>L4933 and L4934 probe tips (at right) can be used on L9207-10 Test Leads.</p>	<p>50mm</p> <p>DC 70 V/AC 33 V</p> <p>CONTACT PIN SET L4933</p>	<p>CAT III 300 V CAT II 600 V</p> <p>SMALL ALLIGATOR CLIP SET L4934</p>
--	---	--	--	--

■ CONNECTION CABLE L4930 Options

<p>Length : 1.2 m (3.94 ft)</p> <p>CONNECTION CABLE L4930</p>	<p>22 mm (0.87 in) ϕ3.7 mm (0.15 in)</p> <p>with one each red and black caps</p> <p>CAT III 600V (with cap) CAT II 600V (without cap)</p> <p>TEST PIN SET L4938</p>	<p>CAT IV 600 V CAT III 1000 V</p> <p>ALLIGATOR CLIP SET L4935</p>	<p>30 mm (1.18 in)</p> <p>CAT III 600 V</p> <p>BUS BAR CLIP SET L4936</p>	<p>Magnet ϕ6mm(0.24 in)</p> <p>CAT III 1000 V</p> <p>MAGNETIC ADAPTER SET L4937</p>
<p>Probe tips (at right) can be used on L4930 connection cables.</p> <p>Attaching the L4937</p>	<p>22 mm (0.87 in) ϕ3.7 mm (0.15 in)</p> <p>48 mm (1.89 in) ϕ2.6 mm (0.15 in)</p> <p>CAT III 600 V</p> <p>BREAKER PIN L4939</p>	<p>CAT IV 600 V, CAT III 1000 V with one each red and black caps</p> <p>TEST PIN SET L4932</p>	<p>CAT III 1000 V</p> <p>GRABBER CLIP 9243</p>	<p>CAT IV 600 V CAT III 1000 V</p> <p>Length : 1.5 m (4.92 ft)</p> <p>With coupling connectors</p> <p>EXTENSION CABLE SET L4931</p>

■ Other options

<p>Bundled Accessory</p> <p>CARRYING CASE C0203</p>	<p>THERMOCOUPLES (K) DT4910</p> <ul style="list-style-type: none"> • Thermal junction form: exposed weld • Sensor length: approx. 800 mm • Measurement temperature range: -40 to 260 °C • Allowable tolerance: \pm2.5 °C • Operating temperature range: -15 to 55 °C
---	---

Note: Company names and Product names appearing in this catalog are trademarks or registered trademarks of various companies.

HIOKI
HIOKI E. E. CORPORATION

DISTRIBUTED BY

Test Equipment Depot
1-800-517-8431

99 Washington Street
Melrose, MA 02176
Phone 781-665-1400
Toll Free 1-800-517-8431

Visit us at www.TestEquipmentDepot.com