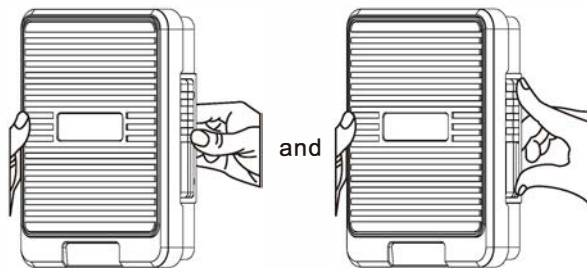
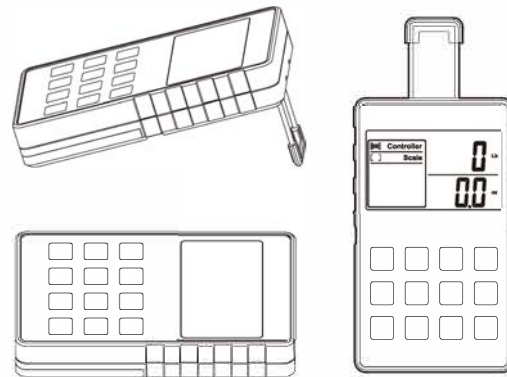


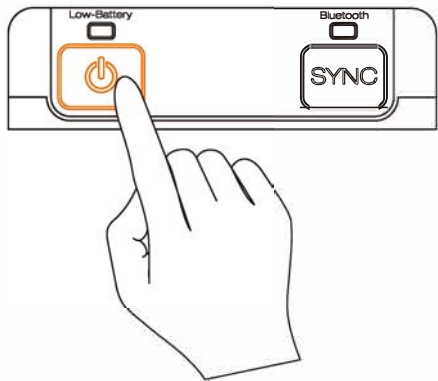
1. Ejecting scale keypad from storage compartment is done by pressing on a side as shown.





2. Scale keypad can be used in any position like horizontal, inclined or even hanging on a wall.

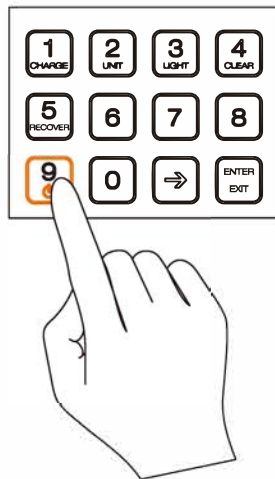




3. On/Off Operation



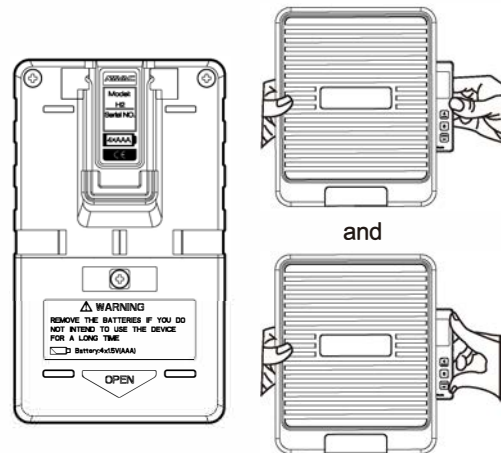
Press  for 1 second to turn on the scale.
 Press  for 2 seconds to turn off the scale.

4. Scale keypad On/Off Operation.



Press  for 2 seconds to turn on the scale keypad.
 Press  for 2 seconds to turn on the scale keypad.

5. Return scale keypad back to storage compartment.



Insert scale keypad to the storage compartment and press until it is locked inside.