



testo 770 · Clamp meter

Startup instructions



Power ON / OFF

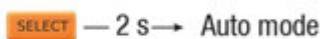
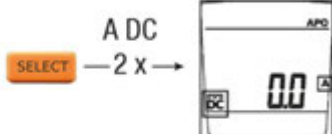
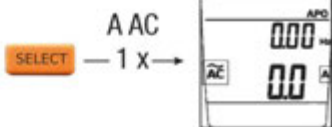


A - Current

Auto mode



Manual mode

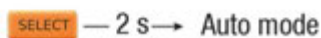
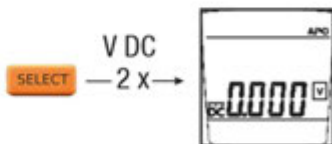
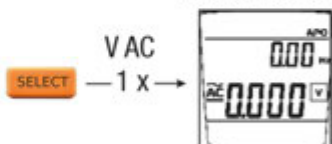


V - Voltage

Auto mode



Manual mode

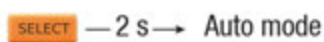
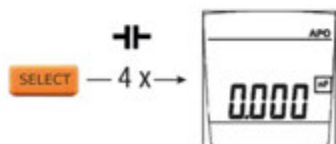
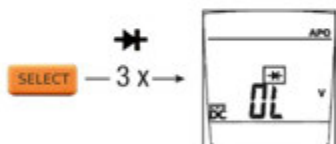
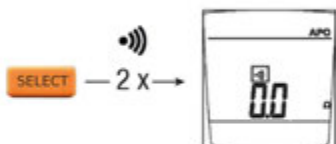
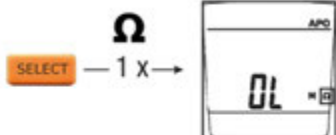


Ω / \bullet) / \rightarrow / \dashv

Auto mode
(testo 770-3)



Manual mode
testo 770-1/-2

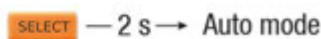
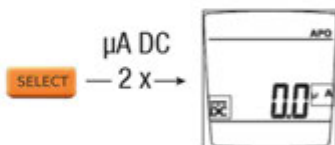
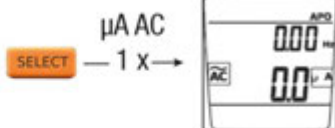


μA (testo 770-2/-3)

Auto mode

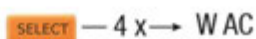
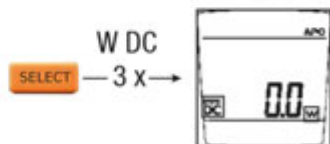
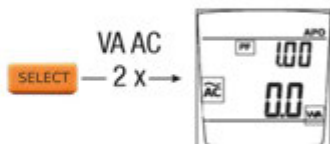
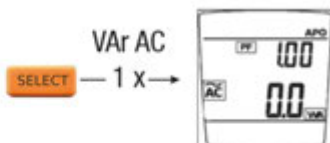


Manual mode

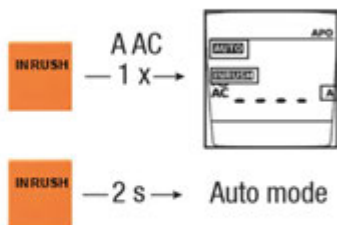


W, PF, VA, VAR (testo 770-3)

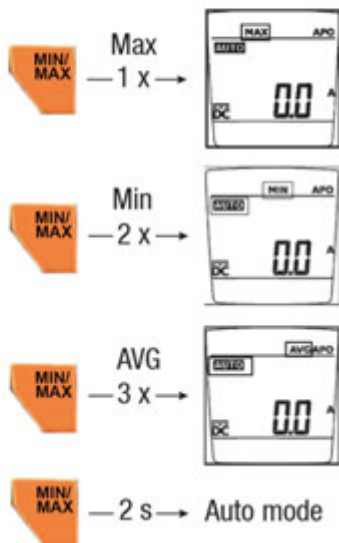
W AC



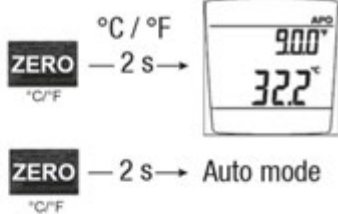
Inrush



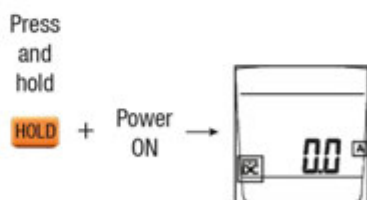
Min/Max/AVG



°C / °F (0590 0021)



APO off



Bluetooth and testo Smart Probes App (testo 770-3)



Press
and
hold



+

Power
ON



Free download
testo Smart Probes App



Requires iOS 8.3 / Android 4.3 or later,
plus mobile end device with Bluetooth® 4.0



0971 7700 V 01.00

Test Equipment Depot - 800.517.8431 - TestEquipmentDepot.com